

**2001 Air seal on a Non-fastenable Air Permiable Deck**

Tectum, Gypsum composite plank and pre-cast concrete panels

The existing built up roof is maintained as the air seal.  
Do not permeate for upward drying





Remove cant strip and install modified bichuman APP or SBS  
90 mil or thicker membrane over the angle change.





Install modified by hot mopping or cold mastic.  
Torching is not recommended

Existing Metal  
Counter Flashing

Air Seal Membrane  
totally adhered up  
the wall, under the  
counter flashing  
metal and one foot  
out onto roof deck

9" Minimum

-  4" Seam Tape
-  Adhesive
-  Insulation
-  Air Seal Rope

-  Separator Mat
-  Concrete
-  OSB Board
-  Gypsum

**Shear Skirt Step 2**

Dwg #: VertVentStep 2

Drawn by: BH

Rev. Date: 12/07/09

Approved by:

Dwg. Date: 5/26/06

Scale: NTS

**2001 Company**

325 Thomaston Av.  
P.O. Box 2557  
Waterbury, CT 06702-2557

© Thomas L. Kelly - Patent Pending